

[54] DISKETTE DRIVE FRONT PANEL

4,585,930 4/1986 Casden 235/382 X

[75] Inventor: Richard F. Sapper, Baden Baden, Fed. Rep. of Germany

Primary Examiner—Susan J. Lucas

[73] Assignee: International Business Machines Corporation, Armonk, N.Y.

[57] CLAIM

The ornamental design for a diskette drive front panel, as shown and described.

[**] Term: 14 Years

DESCRIPTION

[21] Appl. No.: 27,693

FIG. 1 is a right, top, front perspective view of the diskette drive front panel showing our new design;

[22] Filed: Mar. 18, 1987

FIG. 2 is a front elevational view thereof on an enlarged scale;

[52] U.S. Cl. D14/115; D14/109

FIG. 3 is a rear elevational view thereof on an enlarged scale;

[58] Field of Search D14/100, 106, 107, 109, D14/115; 360/97, 98, 99, 133; 235/382

FIG. 4 is a right side elevational view thereof on an enlarged scale;

[56] References Cited

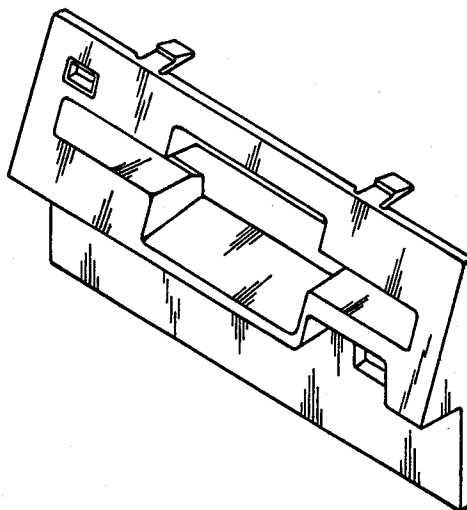
U.S. PATENT DOCUMENTS

- D. 230,485 2/1974 Jenkin D14/115
- D. 240,135 6/1976 Gorman et al. D14/115
- D. 266,426 10/1982 Dresselhaus D14/115
- D. 280,326 8/1985 Jordan D14/115

FIG. 5 is a left side elevational view thereof on an enlarged scale;

FIG. 6 is a top plan view thereof on an enlarged scale;

FIG. 7 is a bottom plan view thereof on an enlarged scale.



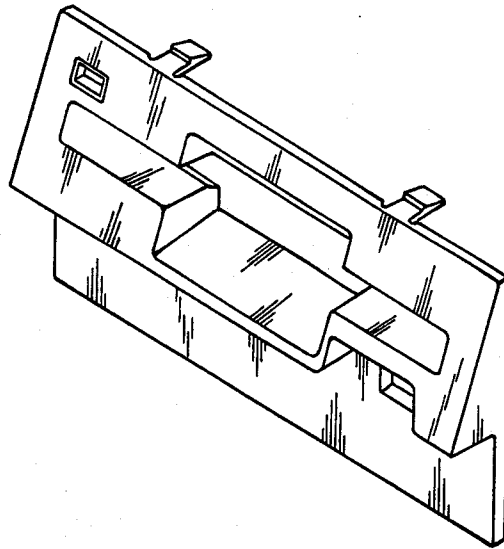


FIG. 1

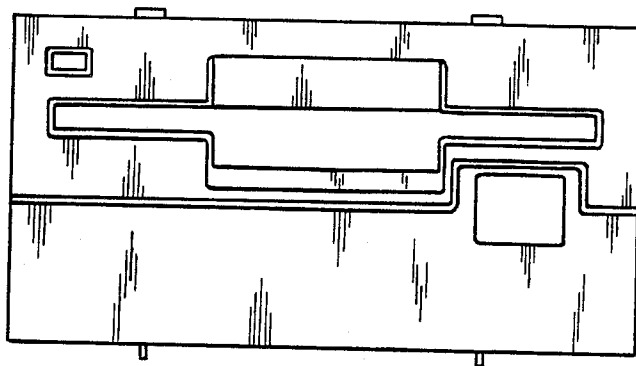


FIG. 2

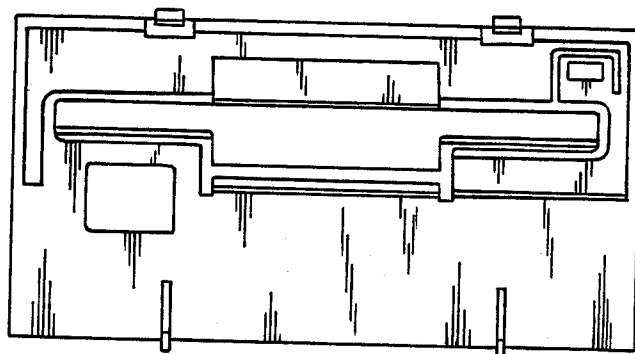


FIG. 3

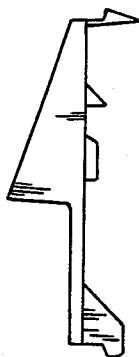


FIG. 4

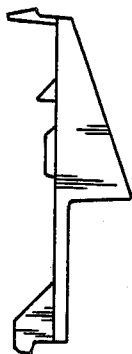


FIG. 5

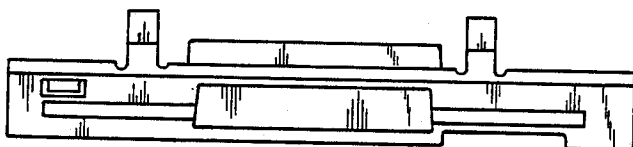


FIG. 6

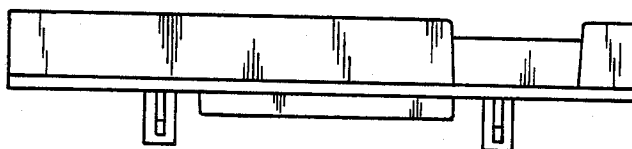


FIG. 7