

[54] INFORMATION ENTRY KEYBOARD OR THE LIKE

[75] Inventor: David L. Schaum, Woodstock, N.Y.

[73] Assignee: International Business Machines Corporation, Armonk, N.Y.

[**] Term: 14 Years

[21] Appl. No.: 14,733

[22] Filed: Feb. 13, 1987

[52] U.S. Cl. D14/100; D14/115

[58] Field of Search D14/100-117; D18/1, 2, 3, 4, 6, 7, 8, 9, 11, 12, 13; 235/145 A, 145 R; 340/700, 706, 711, 712; 364/130, 144, 189, 706, 708, 709, 710, 200, 707; 400/682, 472, 489; 341/22, 23; 200/5 A

[56] References Cited

U.S. PATENT DOCUMENTS

- D. 270,729 9/1983 Lahey et al. D14/100
- D. 272,624 2/1984 Genaro et al. D14/115 X
- D. 278,063 3/1985 Chamberlain et al. D14/100
- D. 281,246 11/1985 Lenzi, Jr. D14/100
- D. 287,249 12/1986 Lindhé D14/100

OTHER PUBLICATIONS

Datamation, 6-1983, p. 126 (Keyboard).

Primary Examiner—Susan J. Lucas

Assistant Examiner—Freda S. Nunn

Attorney, Agent, or Firm—Mark S. Walker; F. D. Poag

[57] CLAIM

The ornamental design for an information entry keyboard or the like, as shown and described.

DESCRIPTION

FIGS. 1 and 2 are front, right, and top perspective views of an information entry keyboard or the like showing my new design.

FIG. 3 is a rear, left and top perspective view thereof;

FIG. 4 is a front elevational view thereof;

FIG. 5 is a rear elevational view thereof;

FIG. 6 is a top plan view thereof;

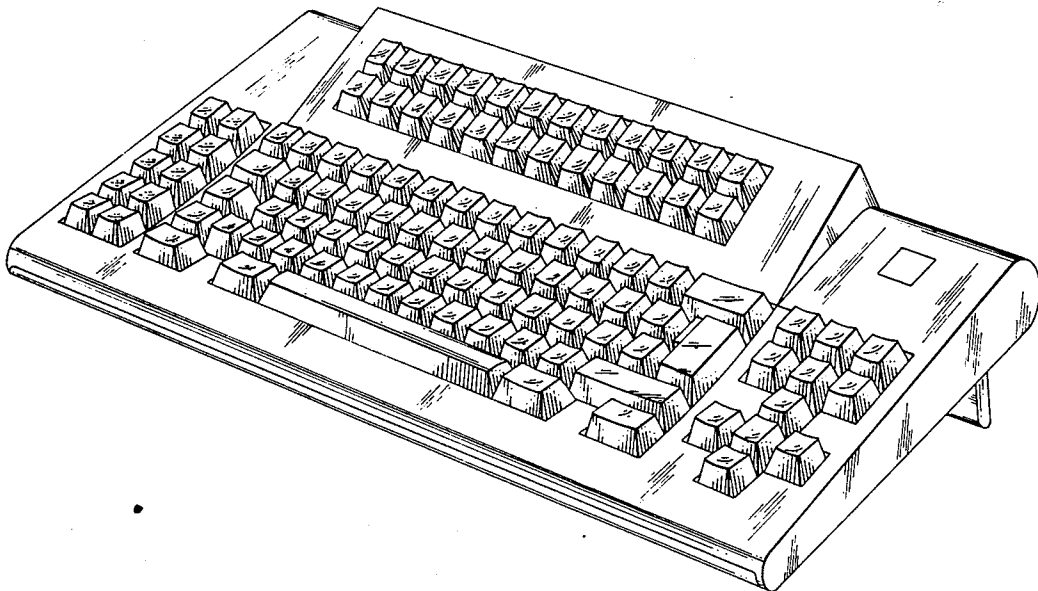
FIG. 7 is a bottom plan view thereof;

FIG. 8 is a right side elevational view thereof;

FIG. 9 is a left side elevational view thereof.

In FIGS. 1, 3 and 5 through 9, both the short and the long rear leg bars are shown in extended position for maximum tilt of the keyboard, the short leg bar being nested with the long leg bar. In FIGS. 2 and 4 both of the rear leg bars are in a folded position.

In FIG. 7, the depression to receive the leg bars is shown as a rectangle, with a smaller but deeper rectangular finger access depression to manipulate the leg bars.



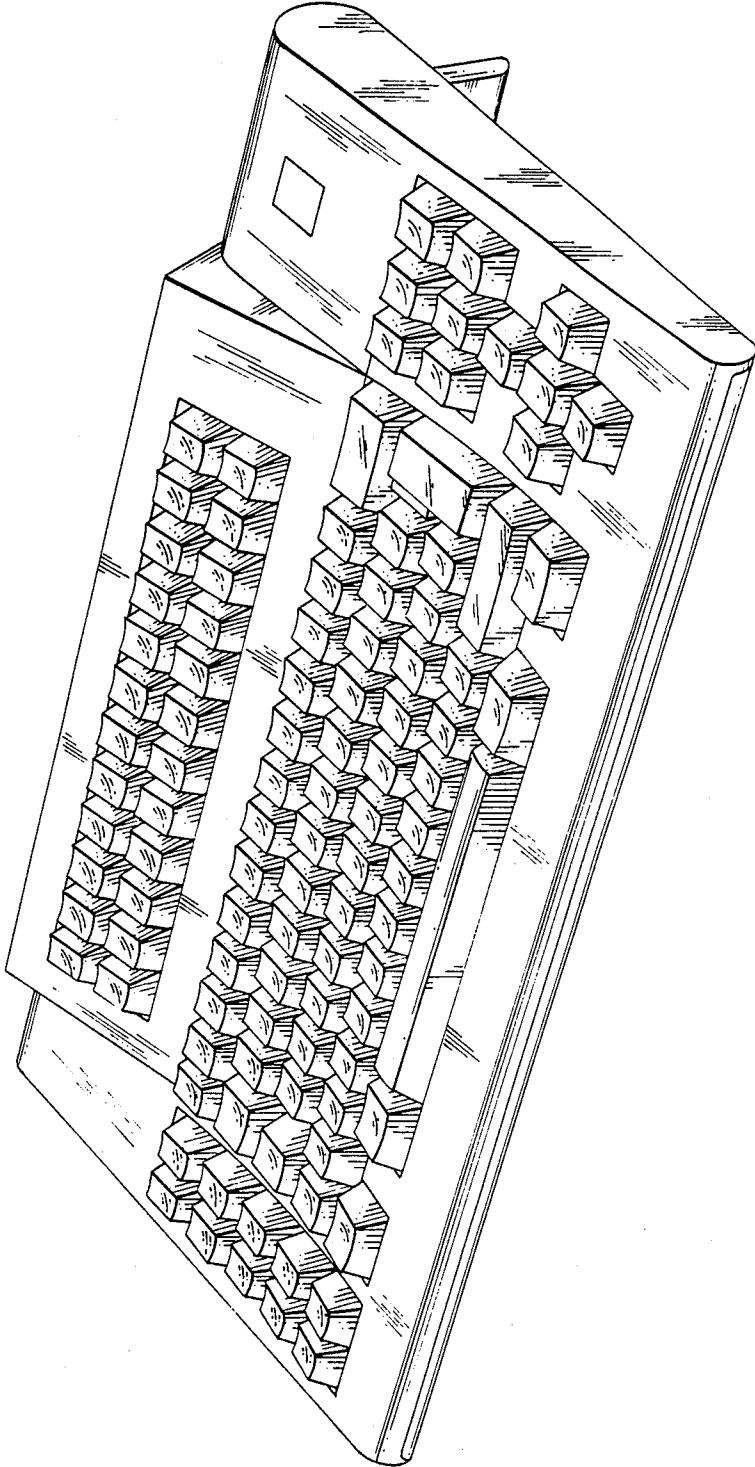


FIG. 1

FIG. 2

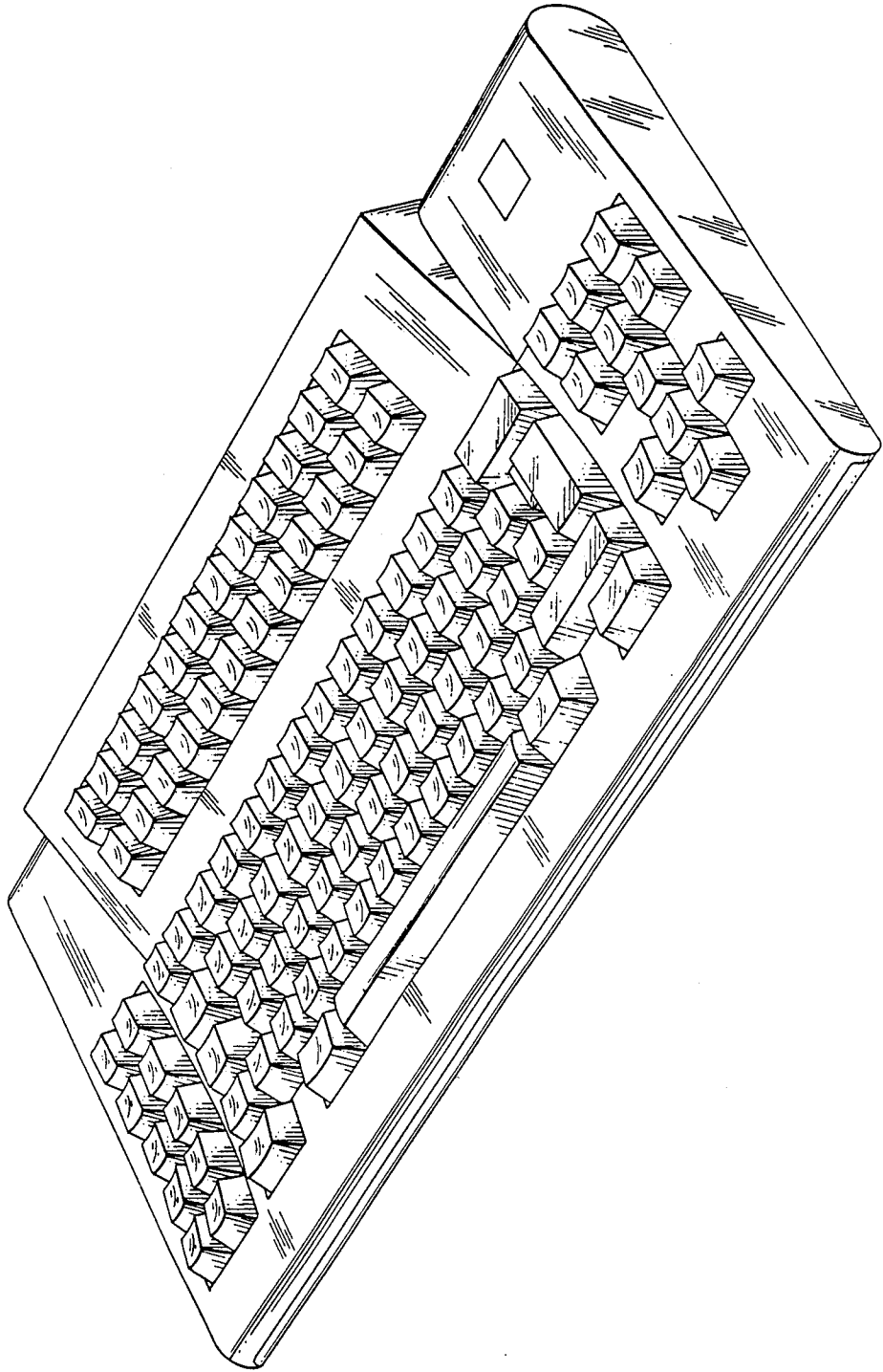
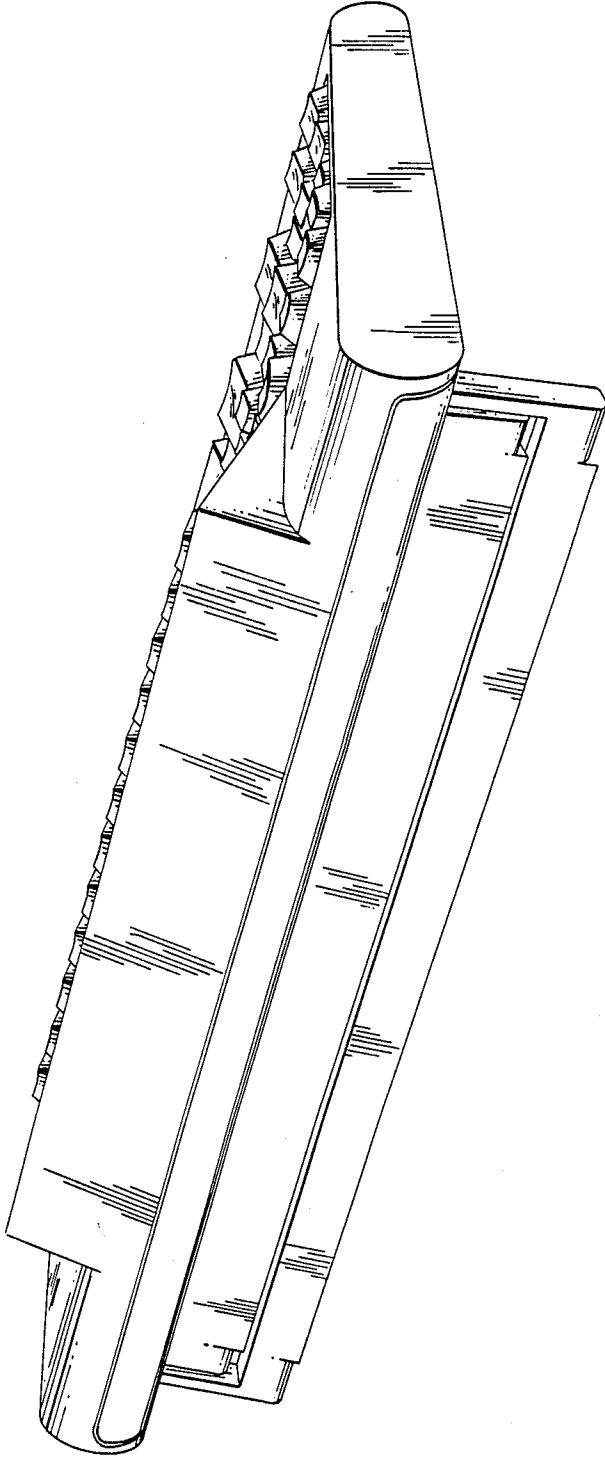


FIG. 3






FIG. 4

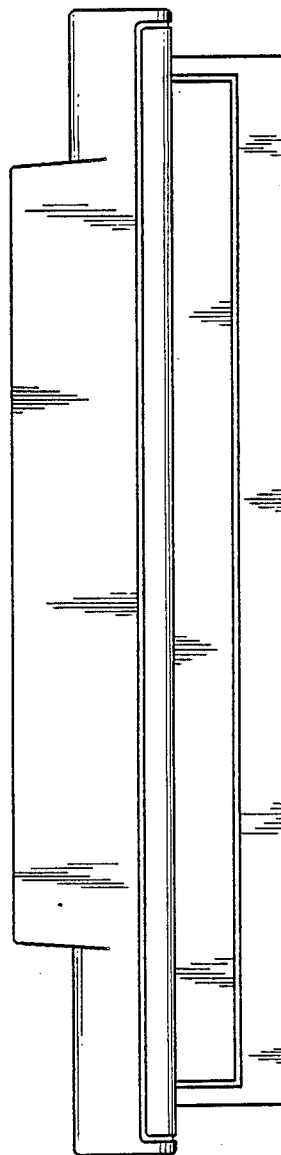


FIG. 5

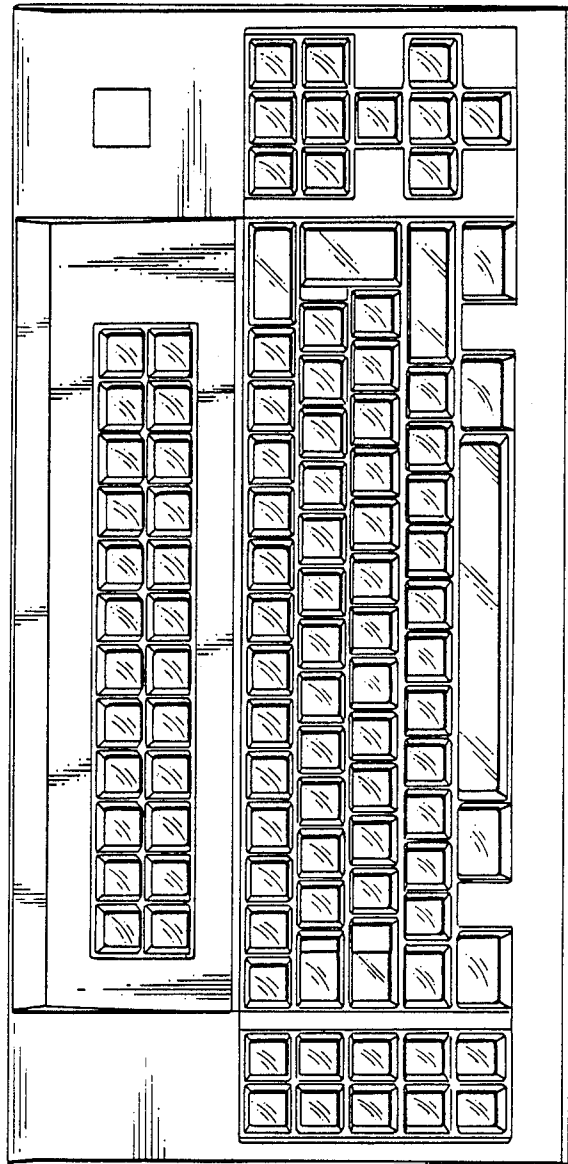


FIG. 6

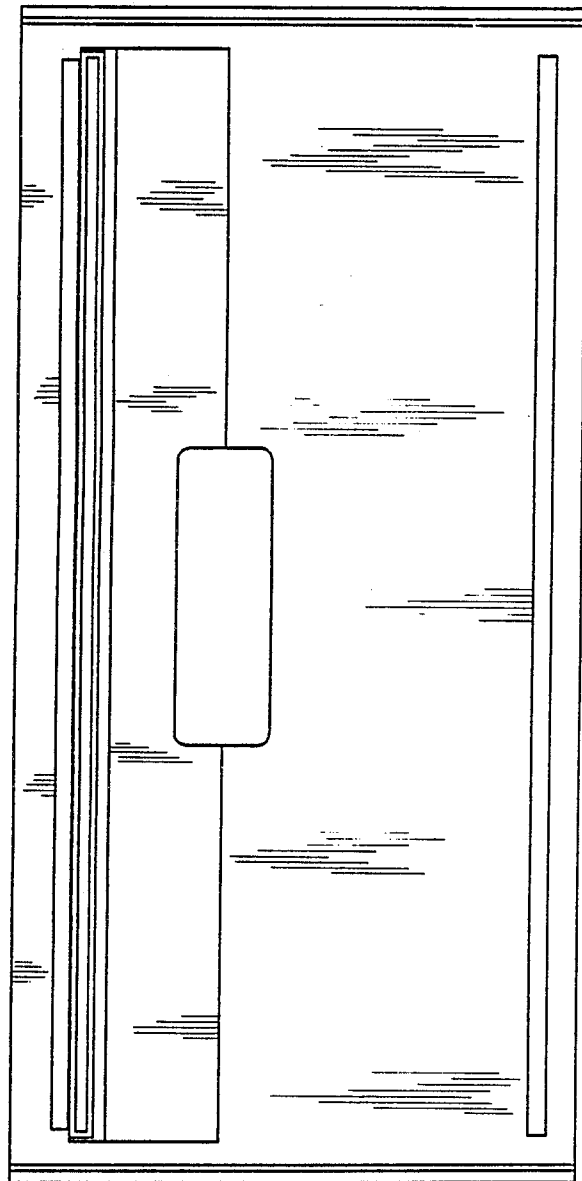


FIG. 7

FIG. 8

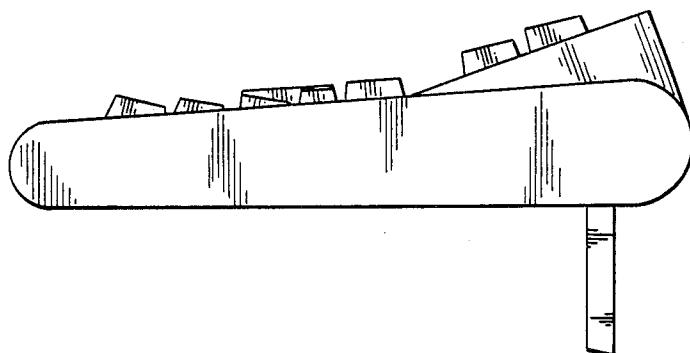


FIG. 9

