

[54] COMPUTER CRT MONITOR

[75] Inventors: Larry S. Foster, Lexington, Ky.; Richard F. Sapper, Montagnola, Switzerland; Steven A. Silverstein; James P. Wang, both of Lexington, Ky.

[73] Assignee: International Business Machines Corporation, Armonk, N.Y.

[**] Term: 14 Years

[21] Appl. No.: 419,855

[22] Filed: Oct. 11, 1989

[52] U.S. Cl. D14/113

[58] Field of Search D14/100, 101, 106, 113, D14/115, 124-126; D18/1, 4, 11, 12; 235/145 A, 145 R; 340/700, 706, 711, 712; 341/22, 23, 26; 358/248, 249, 254; 364/706-710.14; 312/208

[56]

References Cited

U.S. PATENT DOCUMENTS

D. 261,884	11/1981	Beadle et al.	D14/101 X
D. 293,108	12/1987	Brion	D14/126
D. 306,160	2/1990	Grange et al.	D14/113
D. 306,161	2/1990	Grange et al.	D14/113
D. 310,067	8/1990	Koprowski et al.	D14/106

Primary Examiner—Wallace R. Burke

Assistant Examiner—Freda S. Nunn

Attorney, Agent, or Firm—Mark P. Kahler

[57]

CLAIM

The ornamental design for a computer crt monitor, as shown.

DESCRIPTION

FIG. 1 is a front elevational view of a computer crt monitor showing our new design; FIG. 2 is a top plan view thereof; FIG. 3 is a right side elevational view thereof; FIG. 4 is a left side elevational view thereof; FIG. 5 is a rear elevational view thereof; FIG. 6 is a bottom plan view thereof; and FIG. 7 is a top, front, right side perspective view thereof.




FIG. 1

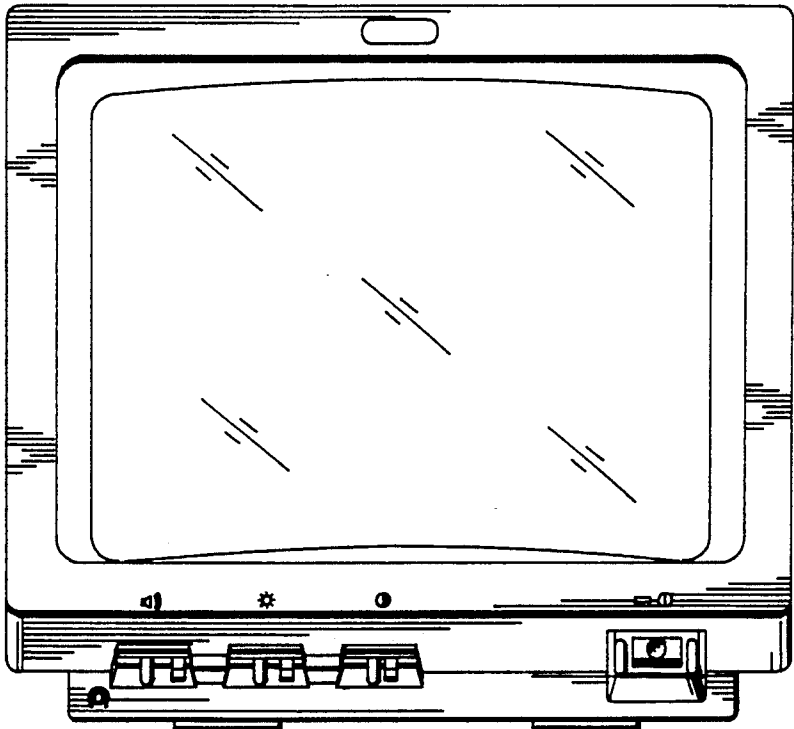


FIG. 5

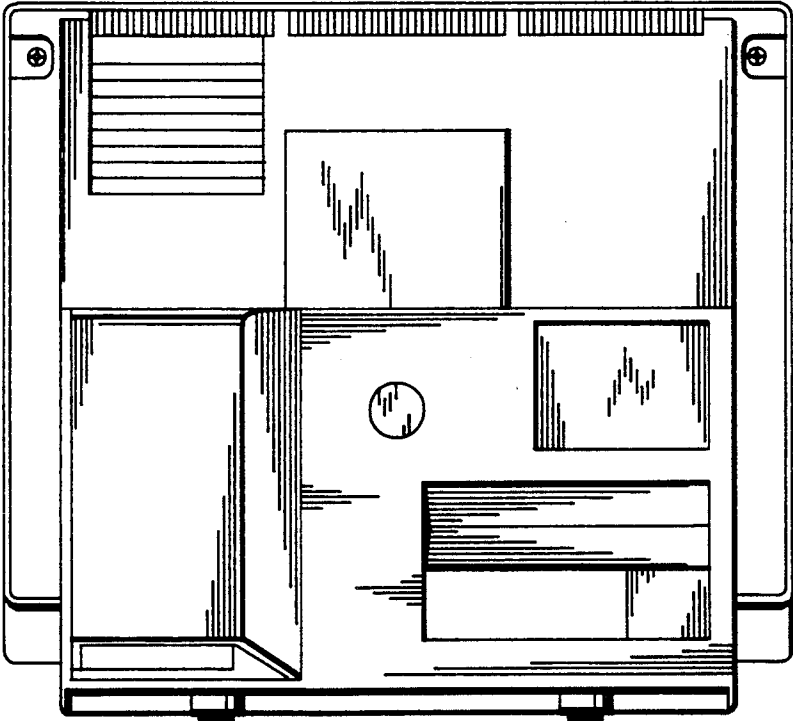


FIG. 2




FIG. 3

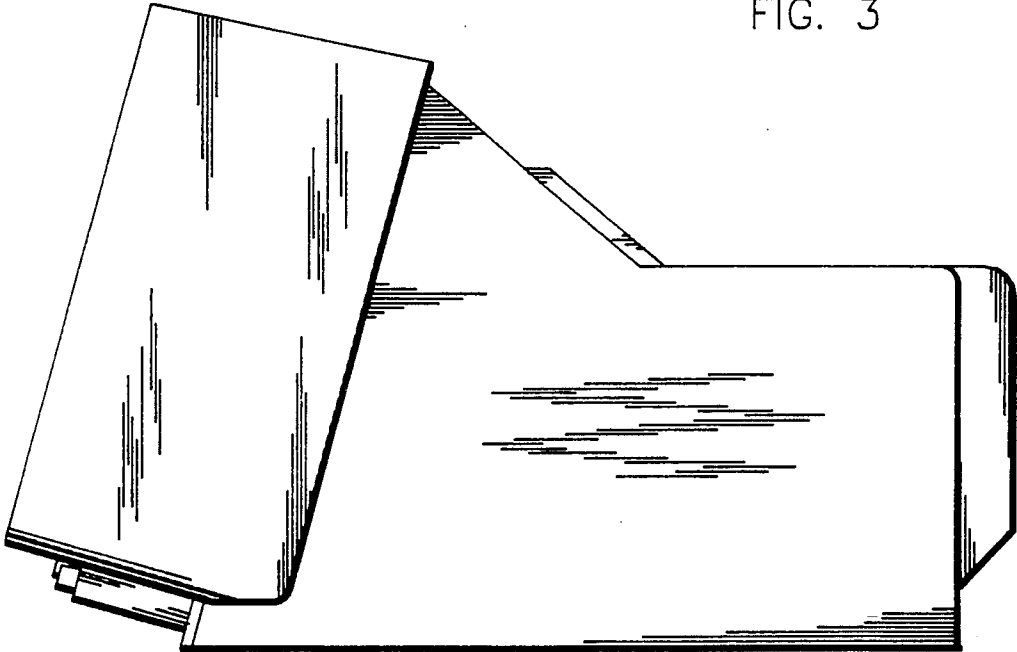


FIG. 4

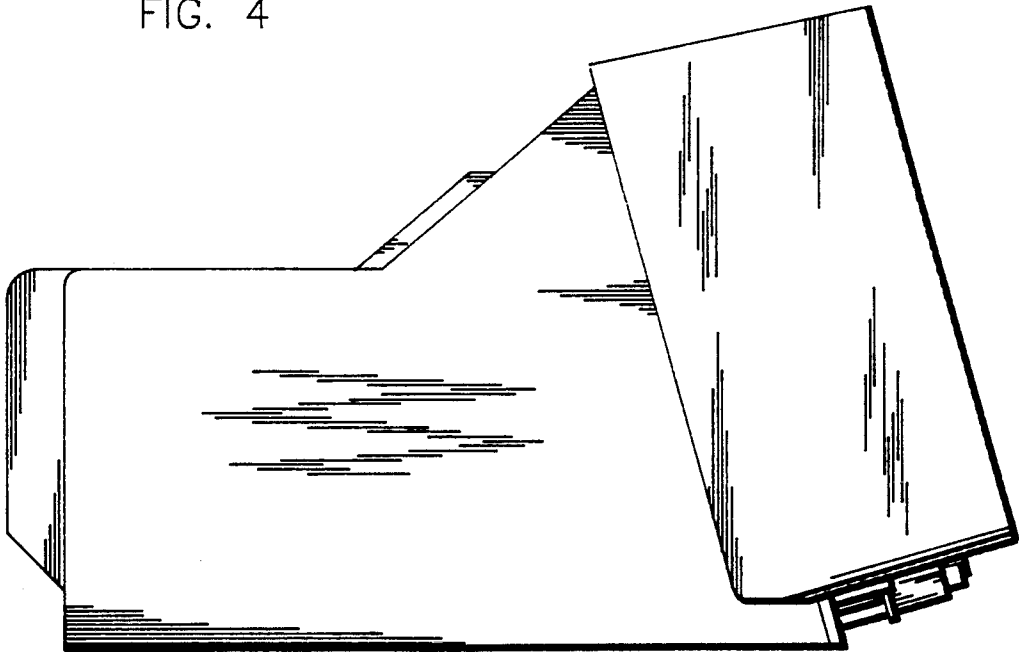
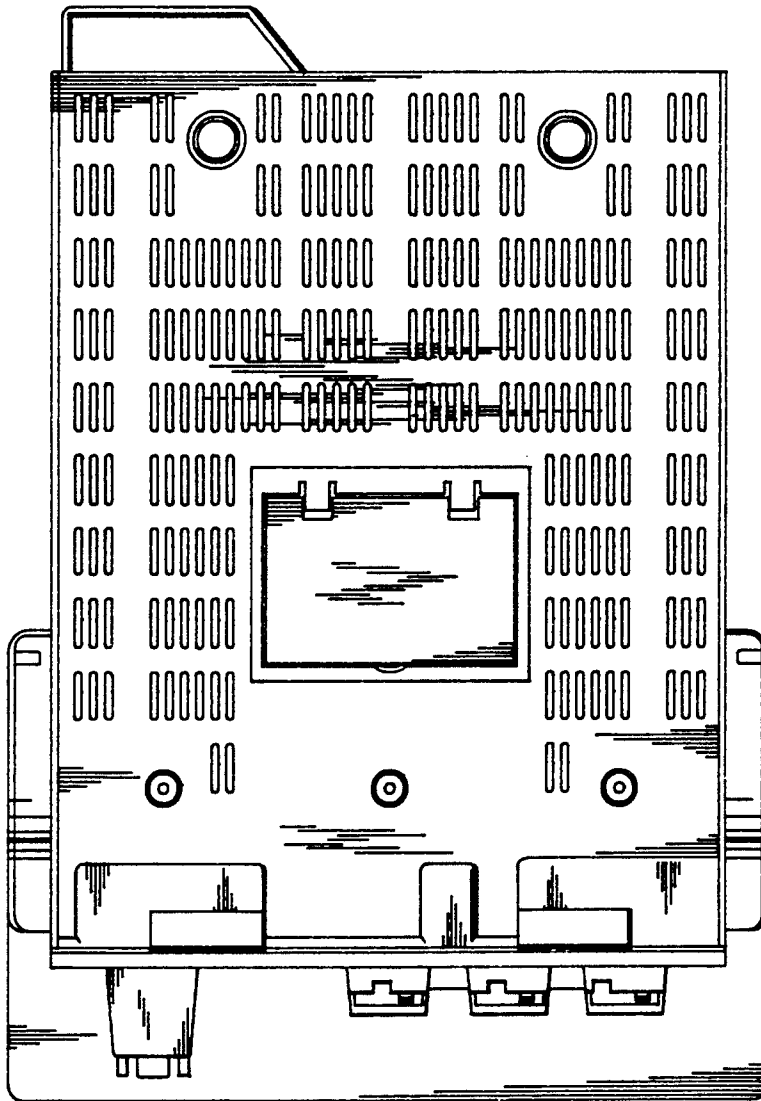


FIG. 6



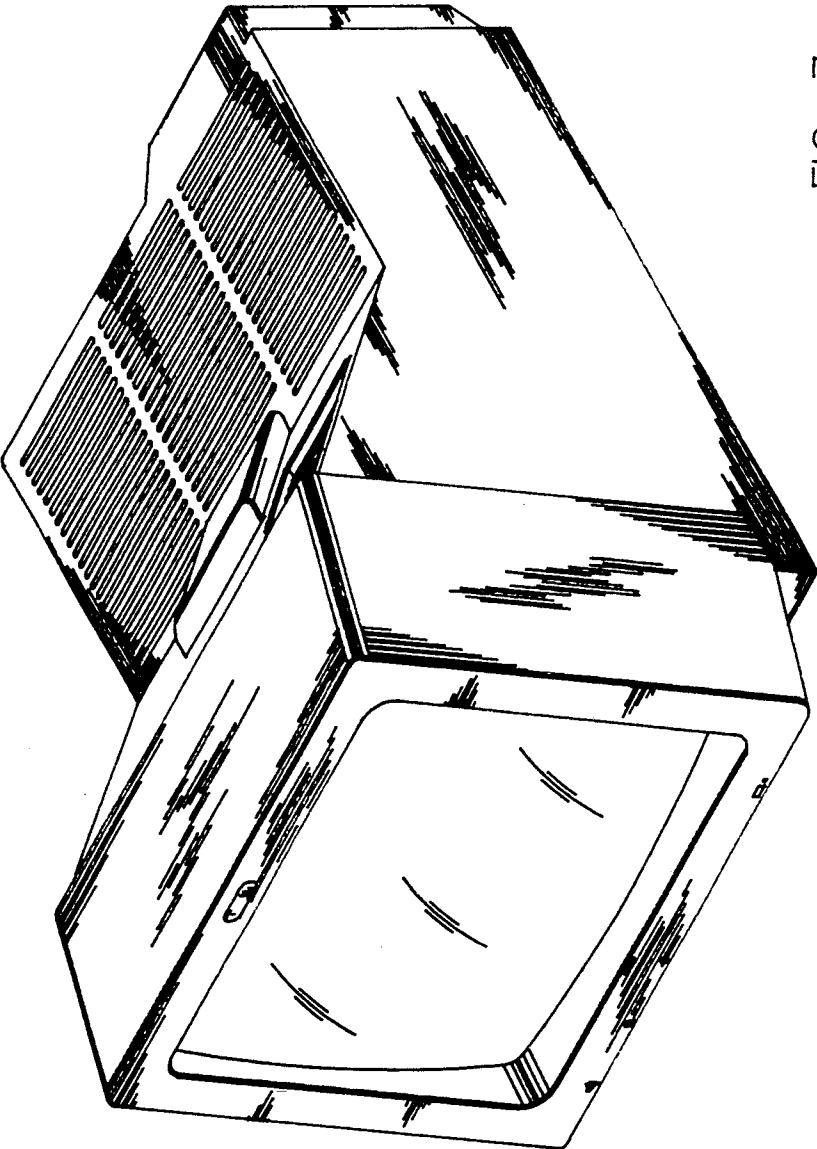


FIG. 7