



US00D347625S

United States Patent [19]

[11] Patent Number: **Des. 347,625**

Yamazaki

[45] Date of Patent: **** Jun. 7, 1994**

[54] **PERSONAL COMPUTER**

[75] Inventor: **Kazuhiko Yamazaki, Hiratsuka, Japan**

[73] Assignee: **International Business Machines Corporation, Armonk, N.Y.**

[**] Term: **14 Years**

[21] Appl. No.: **756,116**

[22] Filed: **Sep. 6, 1991**

[30] **Foreign Application Priority Data**

Mar. 7, 1991 [JP] Japan 3-5965

[52] U.S. Cl. **D14/100**

[58] Field of Search 360/99.12;
361/390-395; D14/100, 101, 102, 109;
D13/162, 184, 199

[56] **References Cited**

U.S. PATENT DOCUMENTS

- D. 293,910 1/1988 Alfonso et al. D14/100
- D. 295,043 4/1988 Hara et al. D14/100
- D. 295,749 5/1988 Kelley, Jr. et al. D14/100

- D. 304,332 10/1989 Hara D14/100 X
- D. 322,778 12/1991 Kline et al. D14/100

Primary Examiner—Susan J. Lucas
Assistant Examiner—Freda S. Nunn
Attorney, Agent, or Firm—Bernard D. Bogdon

[57] **CLAIM**

The ornamental design for a personal computer, as shown and described.

DESCRIPTION

FIG. 1 is a reduced perspective view of a personal computer shown in a horizontal position showing my new design;

FIG. 2 is a reduced perspective view thereof shown in a vertical standing position;

FIG. 3 is a front elevational view thereof;

FIG. 4 is a rear elevational view thereof;

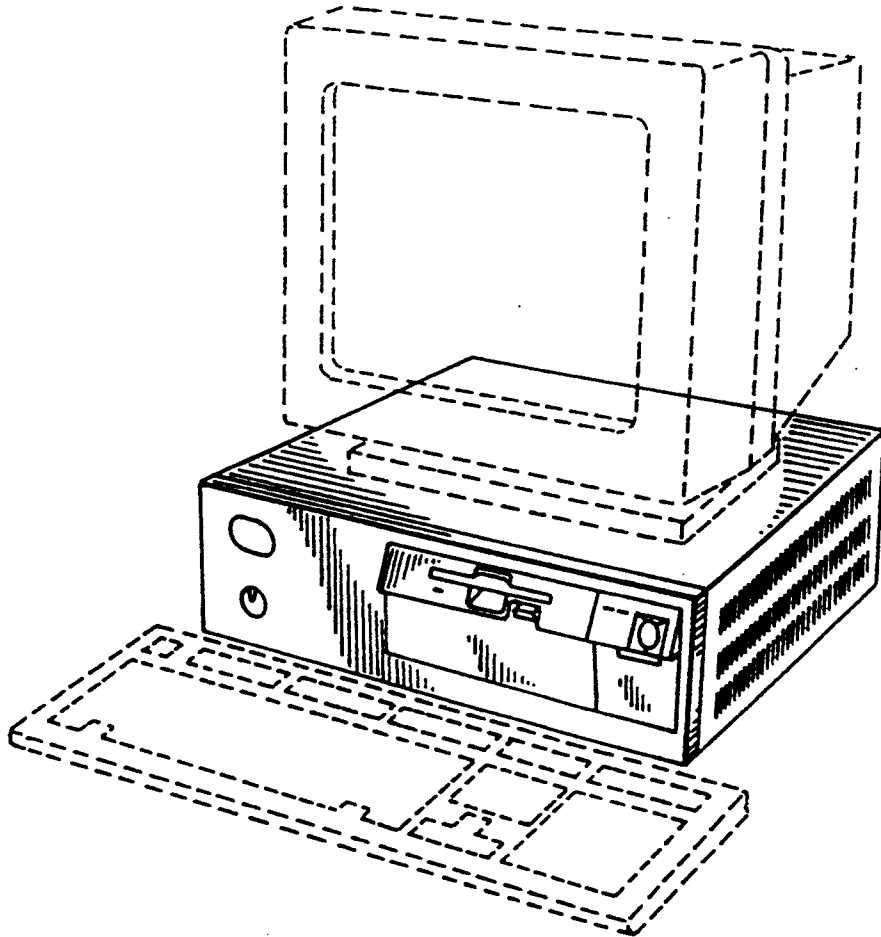
FIG. 5 is a top plan view thereof;

FIG. 6 is a bottom plan view thereof;

FIG. 7 is a left side elevational view thereof; and,

FIG. 8 is a right side elevational view thereof.

The display and keyboard shown in broken lines in FIGS. 1 and 2 are shown for illustrative purposes only and form no part of the claimed design.



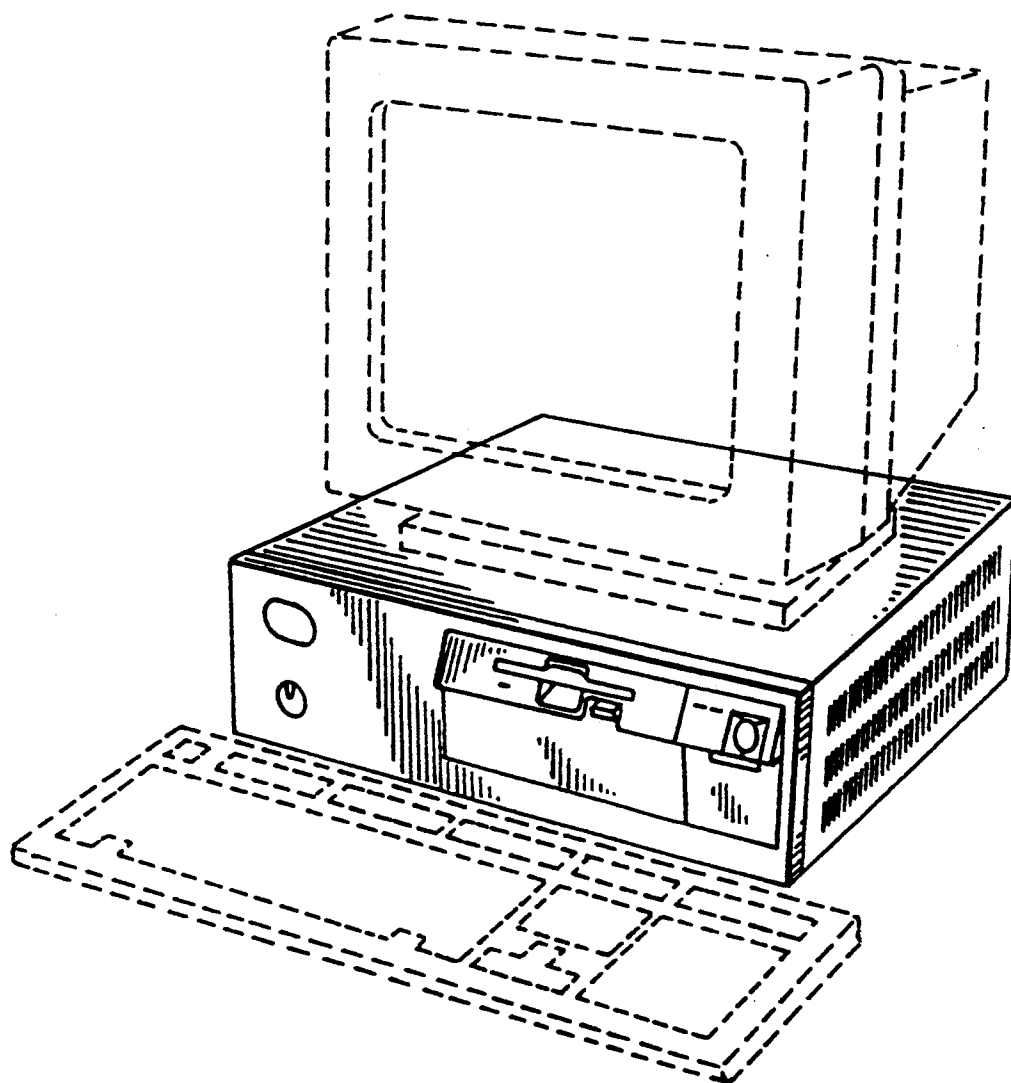


FIG. 1

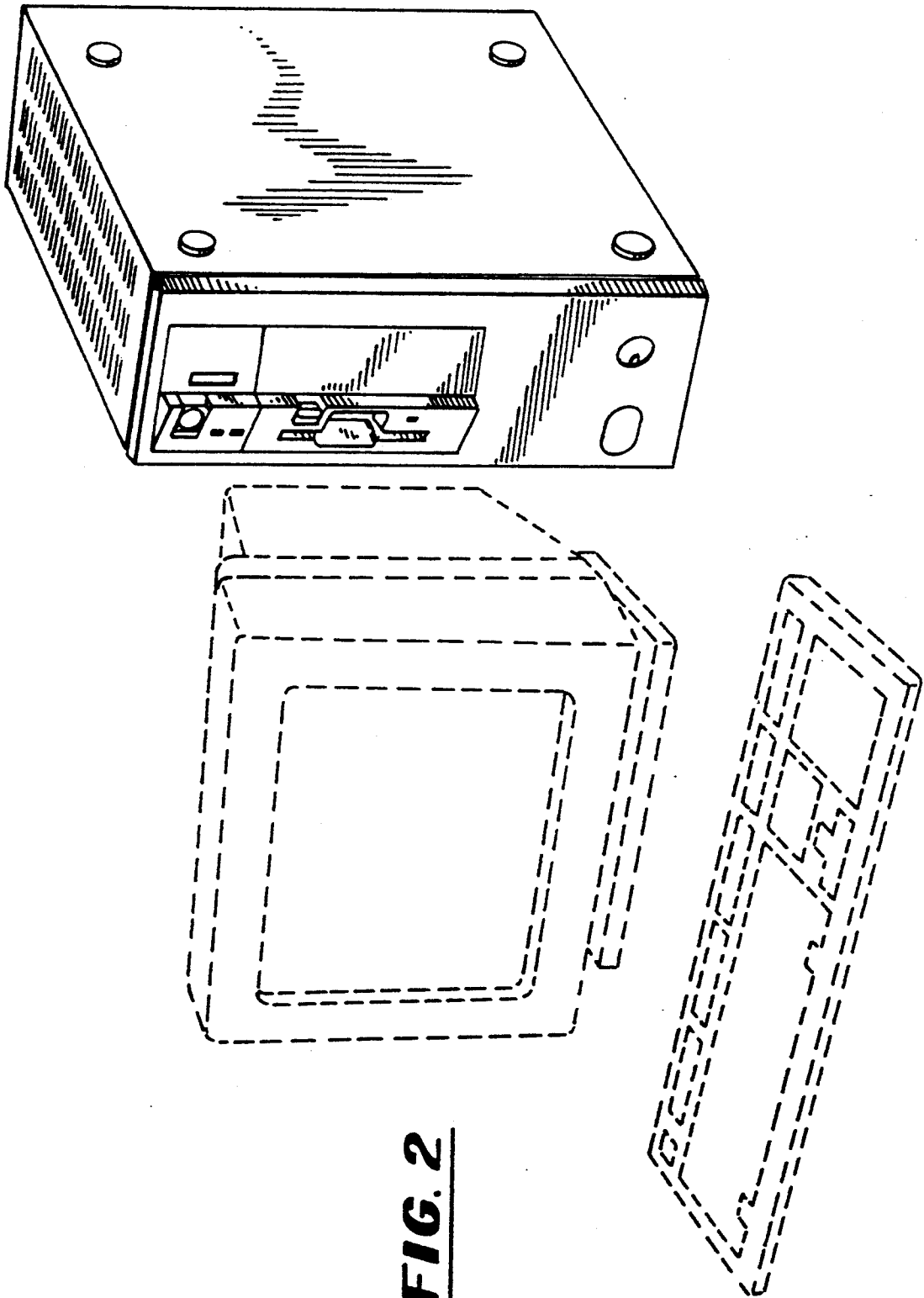


FIG. 2

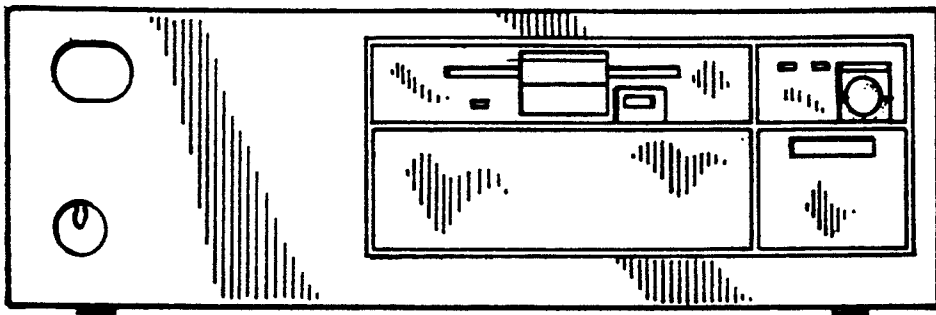


FIG. 3




FIG. 5

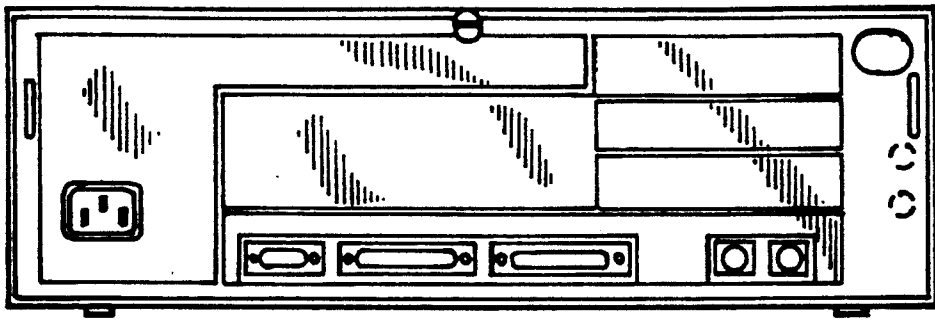


FIG. 4

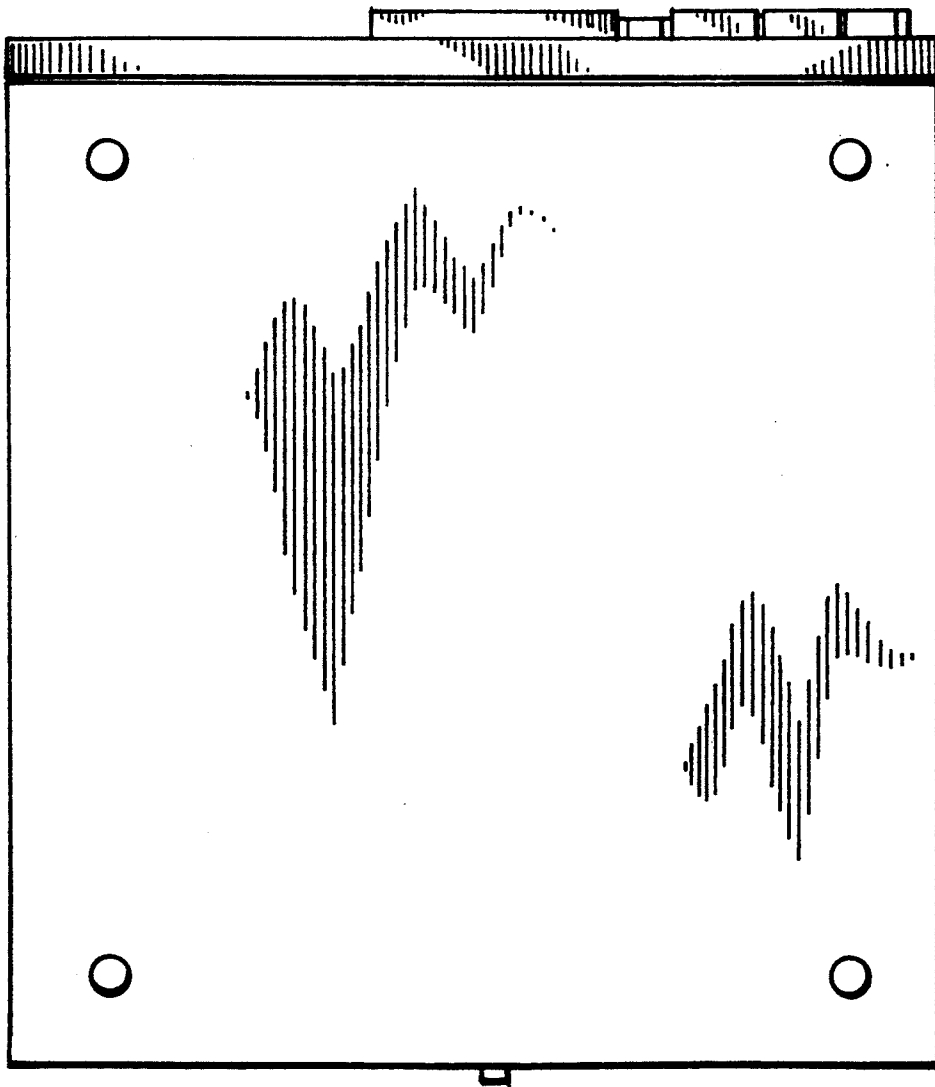


FIG. 6




FIG. 7




FIG. 8